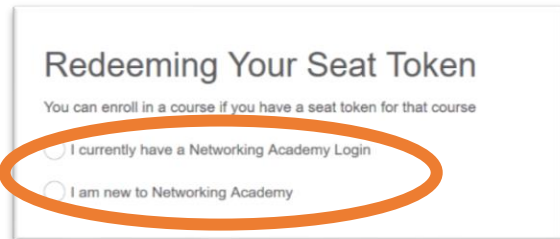


Guide to redeem your Seat Token

To redeem your Seat token, please go to the Cisco Networking Academy page:

<https://www.netacad.com/portal/user/redeem/token>

Choose if you already have login data for netacad.com or if you want to register new:

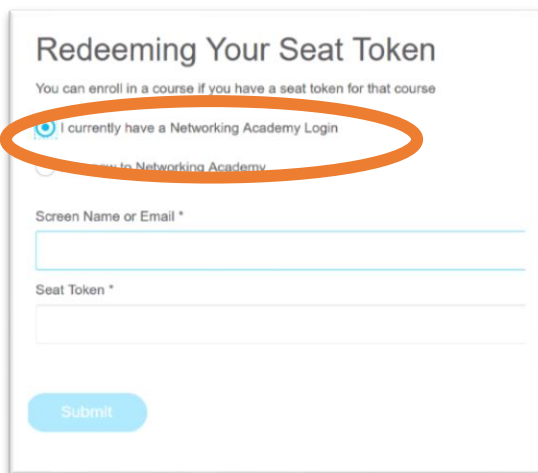


Redeeming Your Seat Token
You can enroll in a course if you have a seat token for that course

I currently have a Networking Academy Login

I am new to Networking Academy

Option 1: You already have a NetAcad account



Redeeming Your Seat Token
You can enroll in a course if you have a seat token for that course

I currently have a Networking Academy Login

I am new to Networking Academy

Screen Name or Email *

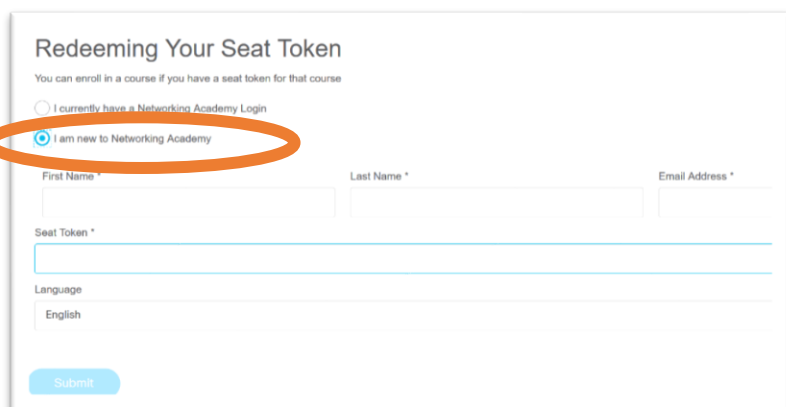
Seat Token *

Submit

- Choose the first option "I currently have a Networking Academy Login".
- Please enter your username (email address or screen name) and the Seat Token you received.
- Press "Submit".
- Please log in regularly with your user name and password.
- You will find the newly activated course in your "I'm Learning" area.

Option 2: You are new and do not yet have a NetAcad account

- Choose the second option "I am new to Networking Academy".
- Please enter your first name, last name, email address and your preferred language on the platform as well as the Seat Token.
- Press "Submit".
- Go to your Email inbox, check for a Welcome mail and follow the instructions within the mail to create your username and password and complete your registration.
- After the platform login at www.netacad.com you will find the activated course in your "I'm Learning" area.
- Click on "Launch Course" to start the course.



Redeeming Your Seat Token
You can enroll in a course if you have a seat token for that course

I currently have a Networking Academy Login

I am new to Networking Academy

First Name * Last Name * Email Address *

Seat Token *

Language
English

Submit